



TOP QUALITY, NO BREAKAGES.

STD mv V System GREEN LINE



ONLY THE BEST
BUY FROM THE BEST.









STD mv V System GREEN LINE













STD mv V System GREEN LINE









SIZES & MACHINES / Taglie e Macchine

LIGHT CONSTRUCTION		 STD HD Tonne	 XHD Tonne	 STD HD Tonne	 XHD Tonne
V13	Breakout force	3,6	2,9	5,9	4,5
	Machine Weight	3,4	5,9	4,5	
V17	Breakout force	5,3	4,2	8,7	6,8
	Machine Weight	5,4	8,7	6,8	
V19	Breakout force	7	5,6	11,5	8,9
	Machine Weight	20	7,6	11,5	8,9

CONSTRUCTION		 STD HD Tonne	 XHD Tonne	 STD HD Tonne	 XHD Tonne
V23	Breakout force	10,1	8,1	16,7	12,9
	Machine Weight	15,7	12	16,7	12,9
V29	Breakout force	13,2	10,5	25	19,5
	Machine Weight	21,7	16,3	25	19,5
V33	Breakout force	17	13,5	32,6	25
	Machine Weight	29,4	22,1	33,8	25
V39	Breakout force	21,8	17,4	39,9	32,3
	Machine Weight	39,9	30,2	46,9	33,4

HEAVY CONSTRUCTION		 STD HD Tonne	 XHD Tonne	 STD HD Tonne	 XHD Tonne	 STD HD Tonne	 XHD Tonne
V43	Breakout force	27	21,8	49,2	39,3		
	Machine Weight	53,3	39,9	63,6	46,9		
V51	Breakout force	31,8	27	59,1	49,2	37,3	31,6
	Machine Weight	67,4	53,3	81,2	63,6	62,2	48,6
V59	Breakout force	39,1	31,8	71,7	59,1	46,1	37,3
	Machine Weight	88,8	67,4	103,7	81,2	82,9	62,2

MINING		 STD HD Tonne	 XHD Tonne	 STD HD Tonne	 XHD Tonne	 STD HD Tonne	 XHD Tonne
V61	Breakout force	48,7	39,1	92,2	71,1	57,4	46,1
	Machine Weight	119,4	88,8	144,1	103,7	110	82,9
V69	Breakout force	62,5	50,9	116,2	90,4	71,8	60,3
	Machine Weight	188	129,9	248,4	136,4	161,1	120,4
V71	Breakout force	79,1	62,5	138,5	107,7	88,1	71,8
	Machine Weight	270,5	188	345,1	211,3	218,5	161,1
V81	Breakout force	105,6	80,1			121,1	91,9
	Machine Weight	402,2	275,2			334,5	231,9

STD mv V System GREEN LINE



mv V Teeth for excavators

SYL

SYL means a standard tooth with a long Y-shaped rib for excavator buckets. Its symmetrical design allows us to keep the profile always sharp for best penetration. The Y-shaped rib makes it a very robust product, with plenty of wear metal. It is the best choice for general applications.



RYL

RYL is a tooth with Y-shaped rib for rocky grounds. This short tooth is most suitable for high-impact rock applications or any application where violent thrusts cause longer teeth to break.



STD mv V System GREEN LINE



mv V Teeth for excavators

SDX

SDX is a sharp Delta-shaped tooth. The chisel tip allows better penetration, while offering a more robust product and more wear metal than the VY shape.



RC


RC is a rock shaped tooth. The chisel tip has a thinner point which allows a better penetration without compromising the resistance.




STD mv V System GREEN LINE



TOOTH / Dente


General Purpose Long SYL	MV Code	Original Code	Size	Kg	Adapter	Fixing
	Codice MV	Codice Originale	Taglia	Kg	Porta dente	Fissaggio
	DV13SYLFUA	V13SYL	130	0,8	1610T-V13, 8843-V13	V13-17PN
	DV17SYLFUA	V17SYL	170	1,2	884-V17, 8842-V17, 8806-V17, 3891-V17	V13-17PN
	DV19SYLFUA	V19SYL	190	2,3	8822-V19, 3877-V19, 8806-V19, 8802-V19	V19-23PN
	DV23SYLFUA	V23SYL	230	3,1	3880-V23, 3808-V23, 8830-V23, 8803-V23	V19-23PN
	DV33SYLFUA	V33SYL	330	6,8	3882A-V33, 3810A-V33, 4882-V33, 8831-V33, 3892-V33	V33PN
	DV39SYLFUA	V39SYL	390	9,6	3882A-V39, 1837A-V39, 3892-V39, 1836-V39	V39PN
	DV43SYLFUA	V43SYL	430	13	8801-V43, 8837-V43, 1852-V43, 4883-V43, 1836-V43, 3892-V43	V43PN
	DV51SYLFUA	V51SYL	510	16,8	8801-V51, 3811-V51, 1852-V51	V51PN
	DV61SYLFUA	V61SYL	610	24	3811-V61, 3858-V61, 5895-V61, 2878-V61	V61PN


Standard Rock RYL	MV Code	Original Code	Size	Kg	Adapter	Fixing
	Codice MV	Codice Originale	Taglia	Kg	Porta dente	Fissaggio
	DV29RYLFUA	V29RYL	290	4,5	3882A-V29, 3881A-V29, 3829A-V29, 8831-V29	V29PN
	DV33RYLFUA	V33RYL	330	6,3	3882A-V33, 3810A-V33, 4882-V33, 8831-V33, 3892-V33	V33PN
	DV39RYLFUA	V39RYL	390	9	3882A-V39, 1837A-V39, 3892-V39, 1836-V39	V39PN
	DV43RYLFUA	V43RYL	430	12	8801-V43, 8837-V43, 1852-V43, 4883-V43, 1836-V43, 3892-V43	V43PN
	DV51RYLFUA	V51RYL	510	15	8801-V51, 3811-V51, 1852-V51	V51PN
	DV59RYLFUA	V59RYL	590	20	3811-V59, 3858-V59	V59PN
	DV61RYLFUA	V61RYL	610	22	3811-V61, 3858-V61, 5895-V61, 2878-V61	V61PN
	DV69RYLFUA	V69RYL	690	37,5	6803-V69, 6804-V69, 5898-V69	V69PN
	DV71RYLFUA	V71RYL	710	44	5897-V71, 2837-V71	V71PN
	DV81RYLFUA	V81RYL	810	70	3869B-V81, 6806-V81	V81PN

STD mv V System GREEN LINE



TOOTH / Dente


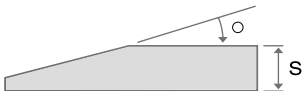
Chisel Heavy SDX	MV Code	Original Code	Size	Kg	Adapter	Fixing
	Codice MV	Codice Originale	Taglia	Kg	Porta dente	Fissaggio
	DV29SDFUA	V29SDX	290	5	3882A-V29, 3881A-V29, 3829A-V29, 8831-V29	V29PN
	DV33SDFUA	V33SDX	330	6,9	3882A-V33, 3810A-V33, 4882-V33, 8831-V33, 3892-V33	V33PN
	DV39SDFUA	V39SDX	390	9,6	3882A-V39, 1837A-V39, 3892-V39, 1836-V39	V39PN
	DV43SDFUA	V43SDX	430	15	8801-V43, 8837-V43, 1852-V43, 4883-V43, 1836-V43, 3892-V43	V43PN
	DV51SDFUA	V51SDX	510	18	8801-V51, 3811-V51, 1852-V51	V51PN
	DV59SDFUA	V59SDX	590	23,5	3811-V59, 3858-V59	V59PN
	DV61SDX/SDFUA	V61SDX/SD	610	29	3811-V61, 3858-V61, 5895-V61, 2878-V61	V61PN
	DV69SDFUA	V69SD	690	37,5	6803-V69, 6804-V69, 5898-V69	V69PN
	DV71SD/SDFUA	V71SD/SDX	710	46	5897-V71, 2837-V71	V71PN
	DV81SDFUA	V81SD	810	75	3869B-V81, 6806-V81	V81PN


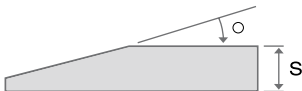
Rock Chisel RC	MV Code	Original Code	Size	Kg	Adapter	Fixing
	Codice MV	Codice Originale	Taglia	Kg	Porta dente	Fissaggio
	DV19RCFUA	V19RC	190	\	8822-V19, 3877-V19, 8806-V19, 8802-V19	V19-23PN
	DV23RCFUA	V23RC	230	3,5	3880-V23, 3808-V23, 8830-V23, 8803-V23	V19-23PN
	DV29RCFUA	V29RC	290	4,5	3882A-V29, 3881A-V29, 3829A-V29, 8831-V29	V29PN
	DV33RCFUA	V33RC	330	6,5	3882A-V33, 3810A-V33, 4882-V33, 8831-V33, 3892-V33	V33PN
	DV39RCFUA	V39RC	390	8,8	3882A-V39, 1837A-V39, 3892-V39, 1836-V39	V39PN
	DV43RCFUA	V43RC	430	13	8801-V43, 8837-V43, 1852-V43, 4883-V43, 1836-V43, 3892-V43	V43PN
	DV51RCFUA	V51RC	510	18	8801-V51, 3811-V51, 1852-V51	V51PN
	DV61RCFUA	V61RC	610	28	3811-V61, 3858-V61, 5895-V61, 2878-V61	V61PN
	DV69RCFUA	V69RC	690	36	6803-V69, 6804-V69, 5898-V69	V69PN
	DV71RCFUA	V71RC	710	45	5897-V71, 2837-V71	V71PN
	DV81RCFUA	V81RC	810	73	3869B-V81, 6806-V81	V81PN

STD mv V System GREEN LINE



ADAPTER / Porta dente


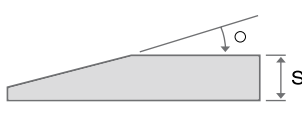
Excavator Adapter	MV Code	Original Code	Size	S	O	kg
	Codice MV	Codice Originale	Taglia			
 	DV13PRA	1610T-V13	130	15	30	1

Excavator Adapter	MV Code	Original Code	Size	S	O	kg
	Codice MV	Codice Originale	Taglia			
 	DV17PRA	8841-V17	170	20	30	1,8
	DV17-25PRA	8842-V17	170	25	23	2,4
	DV19PRA	8822-V19	190	25	30	4,5
	DV19-30PRA	3877-V19	190	30	30	4,2
	DV23-30PRA	3880-V23	230	30	30	6
	DV23-35PRA	3808-V23	230	35	30	6
	DV29-40PRA	3882A-V29	290	40	30	7,6
	DV29-35PRA	3881A-V29	290	35	30	7,6
	DV33PRA	3882A-V33	330	40	30	11,5
	DV33-45PRA	3810A-V33	330	45	30	14,5
	DV39PRA	3882A-V39	390	40	30	16,2
	DV39-51PRA	1837A-V39	390	51	30	18
	DV43PRA	8801-V43	430	51	30	21,5
	DV51PRA	8801-V51	510	51	30	27
	DV51-63PRA	3811-V51	510	63	30	27,5
	DV59PRA	3811-V59	590	60	30	34
	DV59-70PRA	3858-V59	590	70	30	34
	DV61PRA	3811-V61	610	60	30	47,6
	DV61-70PRA	3858A-V61	610	70	30	47,6
	DV61-80PRA	5898-V61	610	80	30	56
	DV61-90PRA	2878-V61	610	90	30	59
	DV69-90PRA	6803-V69	690	90	30	76
	DV69-100PRA	6804-V69	690	100	30	74
	DV69PRA	5898-V69	690	80	30	70
	DV71-100PRA	5897-V71	710	100	30	115
	DV71PRA	2837-V71	710	90	30	118
DV81PRA	3869B-V81	810	120	30	175	
DV81-140PRA	6806-V81	810	140	30	183	


STD mv V System GREEN LINE



ADAPTER / Porta dente

Flush Adapter	MV Code	Original Code	Size	S	O	kg
	Codice MV	Codice Originale	Taglia			
 	DV13FLPRA	8843-V13	V13	15	30	1,1
	DV17FLPRA	8806-V17	V17	20	25	2
	DV17FLPRA	3891-V17	V17	20	25	2,2
	DV19FLPRA	8806-V19	V19	20	25	4,1
	DV19-25FLPRA	8802-V19	V19	25	25	4,1
	DV23-35FLPRA	8830-V23	V23	35	25	6,4
	DV23-30FLPRA	8803-V23	V23	25-30	25	6,4
	DV29-40FLPRA	3829A-V29	V29	40	22-25	9
	DV29-45FLPRA	8831-V29	V29	40-45	22-25	9,3
	DV33-40FLPRA	4882-V33	V33	38-40	30	11
	DV33-50FLPRA	8831-V33	V33	50	22-25	13
	DV33-45FLPRA	3892-V33	V33	45-50	22-25	13
	DV39-45FLPRA	3892-V39	V39	45-50	22-25	16
	DV39-51FLPRA	1836-V39	V39	51	30	16
	DV43-65FLPRA	8837-V43	V43	65	30	21
	DV43-60-65FLPRA	1852-V43	V43	60-65	25-30	23
	DV43-60FLPRA	4883-V43	V43	60	25-30	25
	DV43-51FLPRA	1836-V43	V43	51	25-30	24
	DV43-50FLPRA	3892-V43	V43	50	22-25	23
	DV51-60FLPRA	1852-V51	V51	60-65	30	30

FIXING / Fissaggio

Fixing	MV Code	Original Code	Size	Kg	Adapter
	Codice MV	Codice Originale	Taglia	Kg	Porta dente
	DV13PNA	V13-17PN	130	0,04	1610T-V13, 8843-V13
	DV17PNA	V13-17PN	170	0,04	884-V17, 8842-V17, 8806-V17, 3891-V17
	DV19PNA	V19-23PN	190	0,05	8822-V19, 3877-V19, 8806-V19, 8802-V19
	DV23PNA	V19-23PN	230	0,05	3880-V23, 3808-V23, 8830-V23, 8803-V23
	DV29PNA	V29PN	290	0,12	3882A-V29, 3881A-V29, 3829A-V29, 8831-V29
	DV33PNA	V33PN	330	0,13	3882A-V33, 3810A-V33, 4882-V33, 8831-V33, 3892-V33
	DV39PNA	V39PN	390	0,17	3882A-V39, 1837A-V39, 3892-V39, 1836-V39
	DV43PNA	V43PN	430	0,23	8801-V43, 8837-V43, 1852-V43, 4883-V43, 1836-V43, 3892-V43
	DV51PNA	V51PN	510	0,43	8801-V51, 3811-V51, 1852-V51
	DV59PNA	V59PN	590	0,43	3811-V59, 3858-V59
	DV61PNA	V61PN	610	0,46	3811-V61, 3858-V61, 5895-V61, 2878-V61
	DV69PNA	V69PN	690	0,93	6803-V69, 6804-V69, 5898-V69
	DV71PNA	V71PN	710	1,05	5897-V71, 2837-V71
	DV81PNA	V81PN	810	1,24	3869B-V81, 6806-V81

**STD mv V System
GREEN LINE**



**AGAINST BREAKAGE
LIFETIME
WARRANTY**



STD mv V System GREEN LINE

MV DELIVERS THE BEST IN RECORD TIME. EVERYWHERE.

With more than 6,000 m² of warehouse space, MV is able to respond promptly to its customers' requests, wherever they may be in the world.





Metallurgica Valchiese s.r.l.

IT - 25076 Odolo BS - via del Bosco, 10
tel. +39.0365.826 521 - fax +39.0365.826 523
mail@metallurgicavalchiese.com
www.metallurgicavalchiese.com

At Metallurgica Valchiese we have certified
our ongoing pursuit of quality.



UNI EN ISO 9001:2008 - Cert. no. 1727/3